AXOR

DE	Gebrauchsanleitung / Montageanleitung	02
FR	Mode d'emploi / Instructions de montage	03
EN	Instructions for use / assembly instructions	04
IT	Istruzioni per l'uso / Istruzioni per Installazione	05
ES	Modo de empleo / Instrucciones de montaje	06
NL	Gebruiksaanwijzing / Handleiding	07
DK	Brugsanvisning / Monteringsvejledning	08
PT	Instruções para uso / Manual de Instalación	09
PL	Instrukcja obsługi / Instrukcja montażu	10
CS	Návod k použití / Montážní návod	11
SK	Návod na použitie / Montážny návod	12
ZH	用户手册 / 组装说明	13
RU	Руководство пользователя / Инструкция по монтажу	14
HU	Használati útmutató / Szerelési útmutató	15
FI	Käyttöohje / Asennusohje	16
SV	Bruksanvisning / Monteringsanvisning	17
LT	Vartotojo instrukcija / Montavimo instrukcijos	18
HR	Upute za uporabu / Uputstva za instalaciju	19
TR	Kullanım kılavuzu / Montaj kılavuzu	20
RO	Manual de utilizare / Instrucțiuni de montare	21
EL	Οδηγίες χρήσης / Οδηγία συναρμολόγησης	22
SL	Navodilo za uporabo / Navodila za montažo	23
ET	Kasutusjuhend / Paigaldusjuhend	24
LV	Lietošanas pamācība / Montāžas instrukcija	25
SR	Uputstvo za upotrebu / Uputstvo za montažu	26
NO	Bruksanvisning / Montasjeveiledning	27
BG	Инструкция за употреба / Ръководство за монтаж	28
SQ	Udhëzuesi i përdorimit / Udhëzime rreth montimit	29
AR	دليل الاستخدام / تعليمات التجميع	30

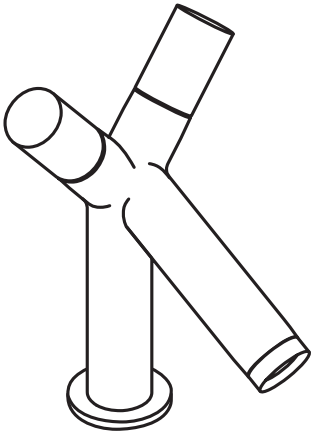

AXOR Starck
10030000

INSTALLATION

⚠ SIKKERHETSHENVISNINGER

⚠ Bruk hansker under montasjen for å unngå klem- og kuttskader.

⚠ Produktet skal kun brukes for bade-, hygiene- og kroppshygiene.

⚠ Store trykkdifferanser mellom kaldt- og varmtvannstilkoblinger skal utlignes.

MONTAGEHENVISNINGER

/ Før montasjen skal produktet sjekkes for transportskader. Etter monteringen aksepteres ikke noen transport- eller overflateskader.

/ Ledningene og armaturen skal monteres, spyles og sjekkes iht. de gyldige normer.

/ Gjeldende retningslinjer for rørleggerarbeid i de enkelte land skal følges.

/ Ved problemer med gjennomstrømningsvannvarmer, eller når man ønsker en større vanngjennomstrømning, kan EcoSmart® (gjennomstrømningsbegrenser) fjernes. Den sitter bak luftdysene.

/ Utløpsventilen skal kun brukes på forskriftsmessig måte. Feste av andre gjenstander, som f.eks. en halvsøyle, til utløpsventilen er ikke tillatt.

TEKNISKE DATA

Armatur er standardmessig utstyrt med EcoSmart® (gjennomstrømningsbegrenser)

Driftstrykk	maks. 1 MPa
Anbefalt driftstrykk:	0,1 - 0,5 MPa
Prøvetrykk	1,6 MPa
	(1 MPa = 10 bar = 147 PSI)
Varmtvannstemperatur	maks. 70°C
Anbefalt temperatur for varmt vann	65°C
Termisk desinfisering:	maks. 70°C/4 min

Produktet er utelukkende designet for drikkevann!

SYMBOLBESKRIVELSE

Ikke bruk silikon som inneholder eddiksyre!

MÅL (se side 34)

GJENNOMSTRØMNINGSDIAGRAM (se side 34)

① med EcoSmart®
② uten EcoSmart®

BETJENING (se side 35)

Om morgen og etter lengre stagnasjonstider anbefaler Hansgrohe å ikke bruke den første halvliteren som drikkevann.

RENGJØRING (se side 36)

SERVICEDELER (se side 31)

EKSTRATILBEHØR
(ikke med i leveransen)

/ Montasjenøkkel #58085000 (se side 32)

/ Installasjonskitt (se side 33)

PRØVEMERKE (se side 35)

MONTASJE (se side 32)

AXOR Starck
10030000

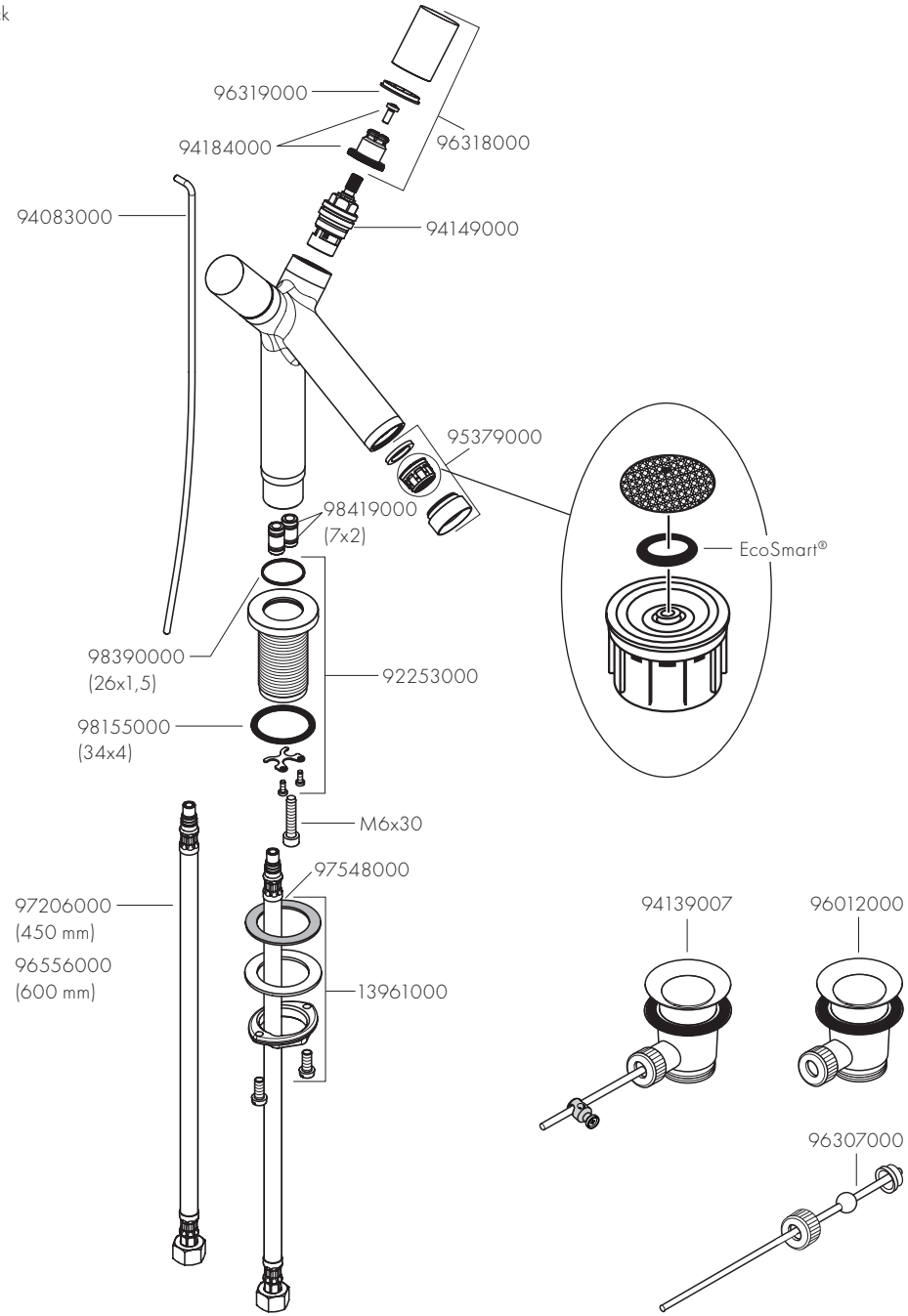

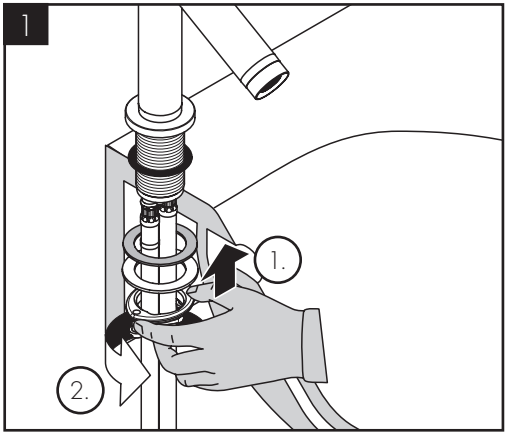
1
1.
2.

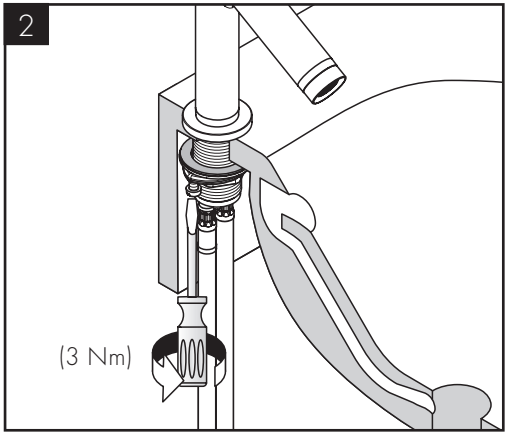
2
(3 Nm)

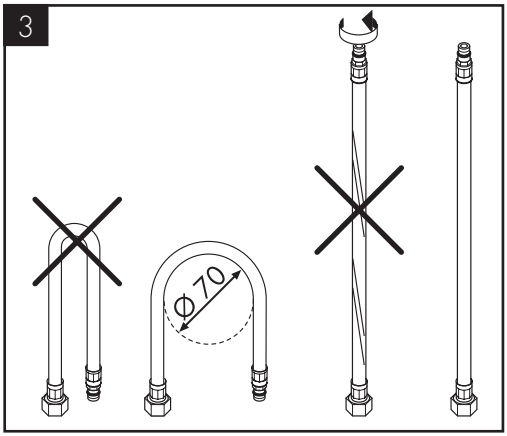
3
ϕ 70

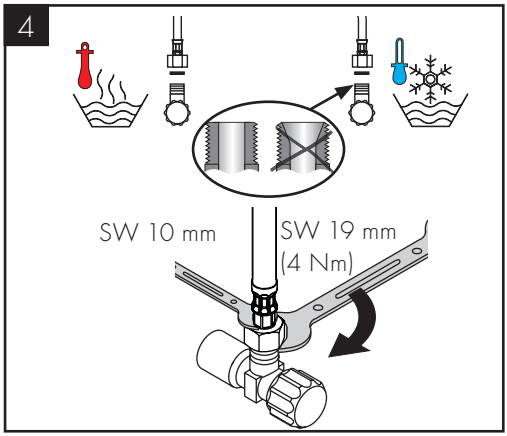
4
SW 10 mm
SW 19 mm
(4 Nm)

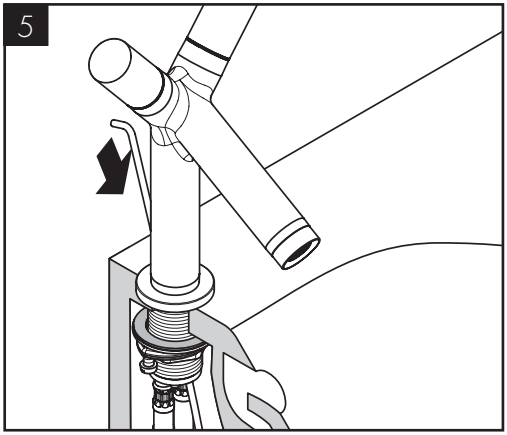
5

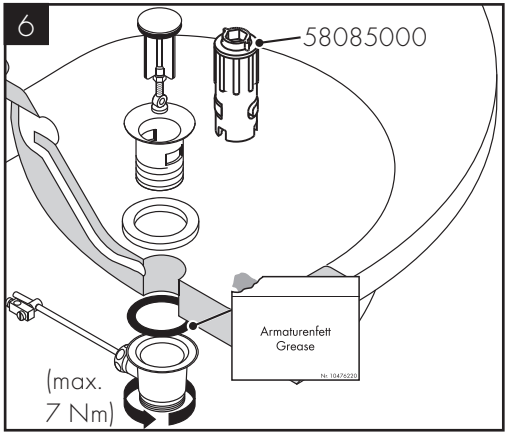
6
58085000
Armaturenfett
Grease
(max.
7 Nm)

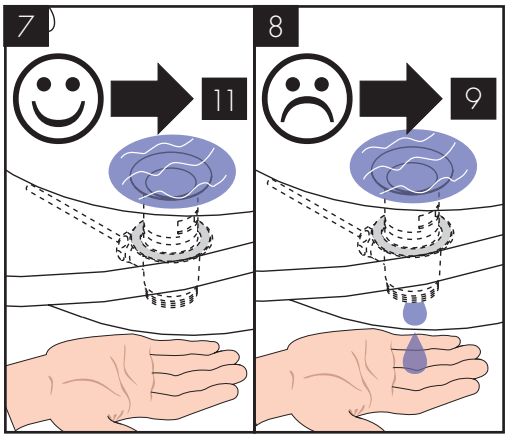
7
11
8
9

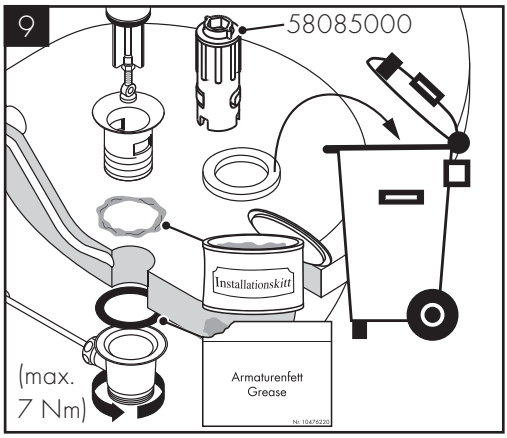
9
58085000
Installationskitt
Armaturenfett
Grease
(max.
7 Nm)

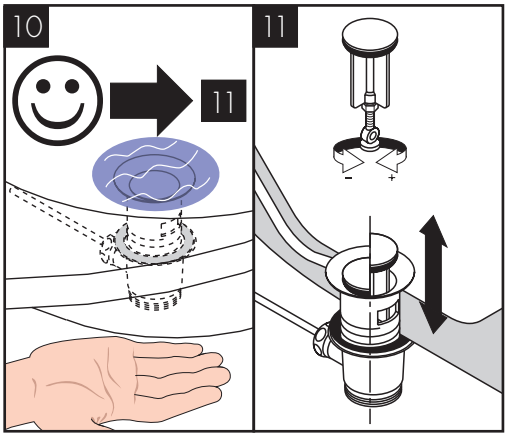
10
11
11
–
+

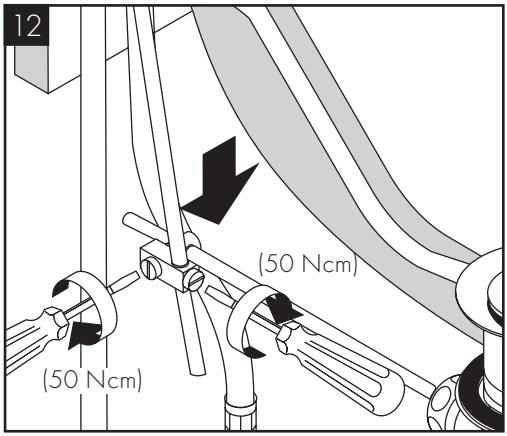
12
(50 Ncm)
(50 Ncm)

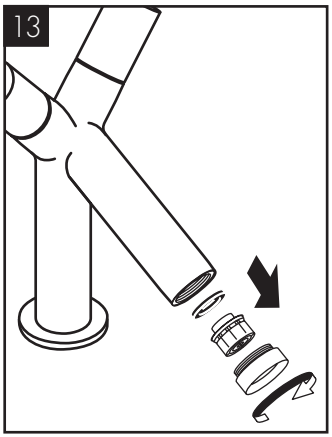
13

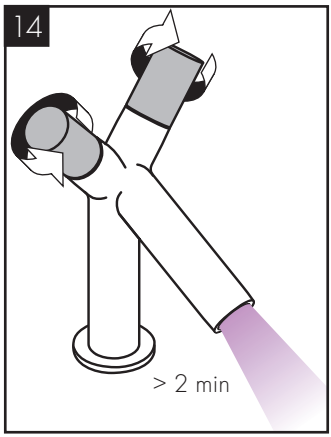
14
> 2 min

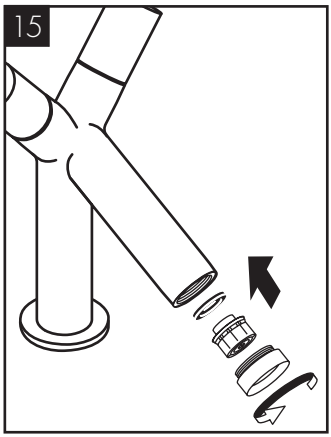
15

AXOR Starck
1003000

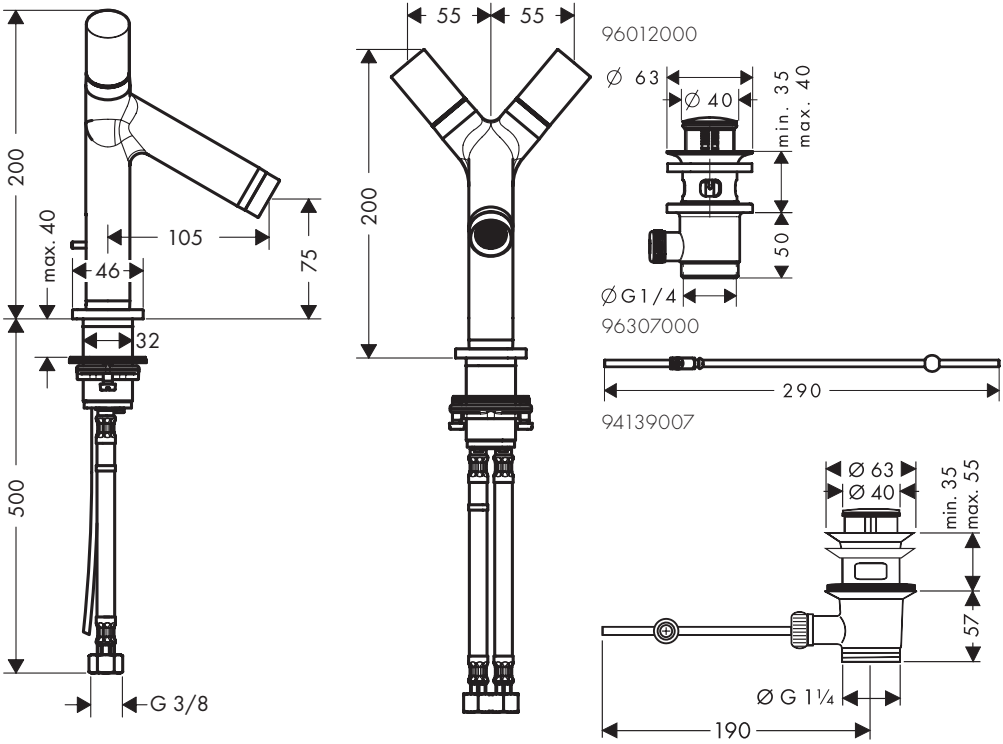

AXOR Starck
1003000

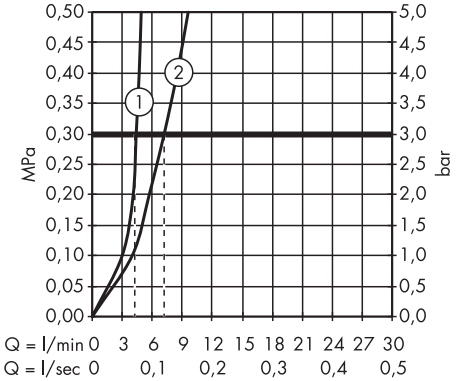

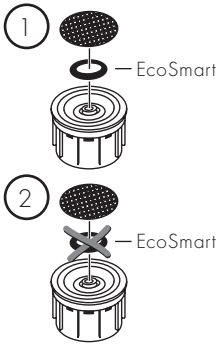

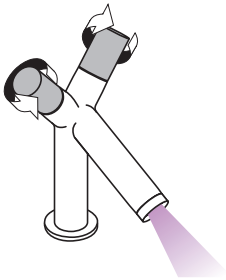

öffnen / ouvert / open / aperto / abierto / open / åbne / abrir / otworzyć / otevřít / otvoriť / 开 / открыть / nyitás / avaaminen / öppna / atidaryti / Otvaranje / açmak / deschide / ανοικτό / odpreti / avage / atvērt / otvoriti / åpne / отваряне / hape / فتح



schließen / fermé / close / chiudere / cerrar / sluiten / lukke / fechar / zamknąć / zavřít / uzavrieť / 关 / закрыть / bezárás / sulkeminen / stänga / uždaryti / Zatvaranje / kapatmak / închide / κλειστό / zapreti / sulgege / aizvērt / zatvori / lukke / затваряне / mbylle / إغلاق

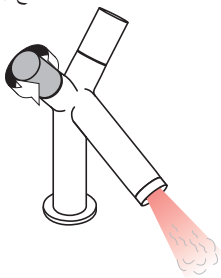

warm / chaud / hot / caldo / caliente / warm / varmt / quente / ciepła / teplá / teplá / 热 / горячая / meleg / lämmin / varmt / karštas / Vruća voda / sıcak / cald / ζεστό / toplo / kuum / karsts / topla / varm / топло / i ngrohtë / ساخن

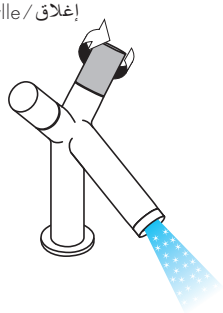

kalt / froid / cold / freddo / frío / koud / koldt / fria / zimna / studená / studená / 冷 / холодная / hideg / kylmä / kallt / šaltas / Hladno / soğuk / rece / κρύο / mrzlo / külm / auksts / hladno / kaldt / студено / i ftohtë / بارد

	P-IX	DVGW	SVGW	KIWA	ACS	ETA	GODKENDT TIL DRIKKEVAND
10030000	P-IX 8823/IA		1424		X		X

hansgrohe

DIN 4109

P-IX 8823/IA

LGA

Landesgewerbeanstalt Bayern

AXOR

DE / Reinigungsempfehlung / Garantie / Kontakt
FR / Recommandation pour le nettoyage / Garanties / Contact
EN / Cleaning recommendation / Warranty / Contact
IT / Raccomandazione di pulizia / Garanzia / Contatto
ES / Recomendaciones para la limpieza / Garantía / Contacto
NL / Aanbevelingen inzake reiniging / Garantie / Contact
DK / Rensning, anbefaling / Garanti / Kontakt
PT / Recomendações de limpeza / Garantia / Contacto
PL / Zalecenie dotyczące pielęgnacji / Gwarancja / Kontakt
CS / Doporučení k čistění / Záruka / Kontakt
SK / Odporúčania pre čistenie / Záruka / Kontakt
ZH / 清洁指南 / 担保 / 接触
RU / Рекомендации по очистке / Гарантия / Контакты
HU / Tisztítási tanácsok / Garancia / érintkezés
FI / Puhdistussuositus / Takuu / Kosketus
SV / Rengöringsrekommendationer / Garanti / Contacto
LT / Valymo rekomendacijos / Garantija / Kontaktai
HR / Preporuke za čišćenje / Garancija / Kontakt
TR / Temizleme önerisi / Garanti / Temas
RO / Recomandări pentru curățare / Garanție / Contact
EL / Σύσταση καθαρισμού / Εγγύηση / επαφή
SL / Priporočilo za čiščenje / Garancija / Kontakt
ET / Puhastussoovitused / Garantii / Kontakt
LV / Tīrīšanas ieteikumi / Garantija / Kontakti
SR / Preporuke za čišćenje / Garancija / Kontakt
NO / Anbefaling for rengjøring / Garanti / Kontakt
BG / Препоръка за почистване / Гаранция / Контакт
SQ / Këshilla rreth pastrimit / Garancia / Kontakt
KO / 세정시 권장사항 / 품질보증 / 접촉
AR / توصيات التنظيف / الضمان (الولايات المتحدة الأمريكية) / اتصال

www.axor-design.com/
cleaning-recommendation

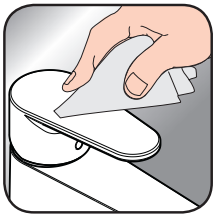

www.axor-design.com/
cleaning-recommendation

www.axor-design.com/
cleaning-recommendation

www.axor-design.com/
cleaning-recommendation

AXOR / Hansgrohe SE
Auestraße 5-9
77761 Schiltach
Deutschland

info@axor-design.com
axor-design.com

09/2018
9.08322.10