hansgrohe

DE	Gebrauchsanleitung / Montageanleitung	2
FR	Mode d'emploi / Instructions de montage	3
EN	Instructions for use / assembly instructions	4
IT	Istruzioni per l'uso / Istruzioni per Installazione	5
ES	Modo de empleo / Instrucciones de montaje	6
NL	Gebruiksaanwijzing / Handleiding	7
DK	Brugsanvisning / Monteringsvejledning	8
PT	Instruções para uso / Manual de Instalación	9
PL	Instrukcja obsługi / Instrukcja montażu	10
CS	Návod k použití / Montážní návod	11
SK	Návod na použitie / Montážny návod	12
ZH	用户手册 / 组装说明	13
RU	Руководство пользователя / Инструкция по монтажу	14
HU	Használati útmutató / Szerelési útmutató	15
FI	Käyttöohje / Asennusohje	16
SV	Bruksanvisning / Monteringsanvisning	17
LT	Vartotojo instrukcija / Montavimo instrukcijos	18
HR	Upute za uporabu / Uputstva za instalaciju	19
TR	Kullanım kılavuzu / Montaj kılavuzu	20
RO	Manual de utilizare / Instrucțiuni de montare	21
EL	Οδηγίες χρήσης / Οδηγία συναρμολόγησης	22
SL	Navodilo za uporabo / Navodila za montažo	23
ET	Kasutusjuhend / Paigaldusjuhend	24
LV	Lietošanas pamācība / Montāžas instrukcija	25
SR	Uputstvo za upotrebu / Uputstvo za montažu	26
NO	Bruksanvisning / Montasjeveiledning	27
BG	Инструкция за употреба / Ръководство за монтаж	28
SQ	Udhëzuesi i përdorimit / Udhëzime rreth montimit	29
AR	دليل الاستخدام / تعليمات التجميع	30

tuv-sud.com/ps-cert

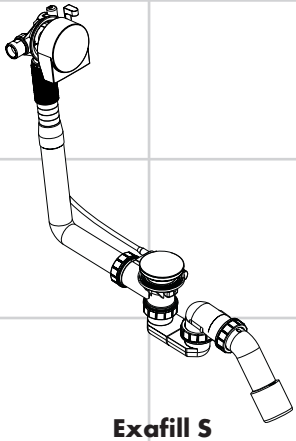

Exafill S
58113000

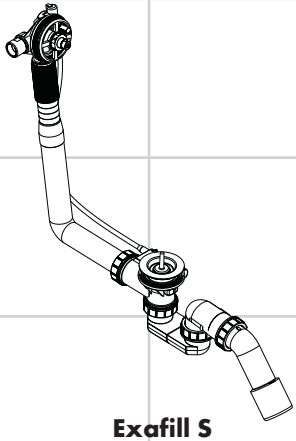

Exafill S
58115180 / 58116180

⚠ Sikkerhetshenvisninger

⚠ Bruk hansker under montasjen for å unngå klem- og kuttskader.

⚠ Produktet skal ikke brukes som holdegrep. Det skal monteres en separat holdegrep.

Montagehenvisninger

- Før montasjen skal produktet sjekkes for transportskader. Etter monteringen aksepteres ikke noen transport- eller overflateskader.
- Ledningene og armaturen skal monteres, spyles og sjekkes iht. de gyldige normer.
- Gjeldende retningslinjer for rørleggerarbeid i de enkelte land skal følges.
- Tilkobling med fleksibel slange artikkel-nr. 58192000 (se side 36) Bilde A

Installasjon iht. DIN 1988

(se side 36) Bilde B

Ved montasje av andre innfelte armaturer enn iBox universal skal røravbryter (DB) iht. DIN EN 1717 være minst 150 mm over badekarkanten.

Installasjon iht. EN 1717

(se side 36) Bilde C

Ved montering av iBox universal med integrert sikkerhetskombinasjon (HD) skal man påse at midten på armaturen er minst 280 mm over badekarkanten.

Bruk av prøveinnløp

(se side 36) Bilde D

- Prøvefylling av badekar.
- Spyling av ledninger
- Trykkontroll av ledningen mellom blandebatteri og prøveinnløp
- Det er mening med en restvannstråle under trykkprøven. Det skal minne deg om at blandebatteriet lukkes igjen etter trykkprøven, slik at man forhindrer krysstrømning i blandebatteriet.

Tekniske data

Avløpskapasitet	53 l/min
overfyllingsfunksjon	45 l/min

Symbolbeskrivelse

Ikke bruk silikon som inneholder eddiksyre!

Mål (se side 31)

Gjennomstrømningsdiagram (se side 32)

Betjening (se side 37)

Rengjøring (se side 39)

Servicedeler (se side 38)

Ekstratilbehør (se side 38 ikke med i leveransen)
Tilkoblingsslange #58192000

Prøvemerke (se side 37)

Støymerket P-IX 19141/I er kun gyldig i forbindelse med tilkoblingsslange 58192000.

Montasje se side 33

58113000

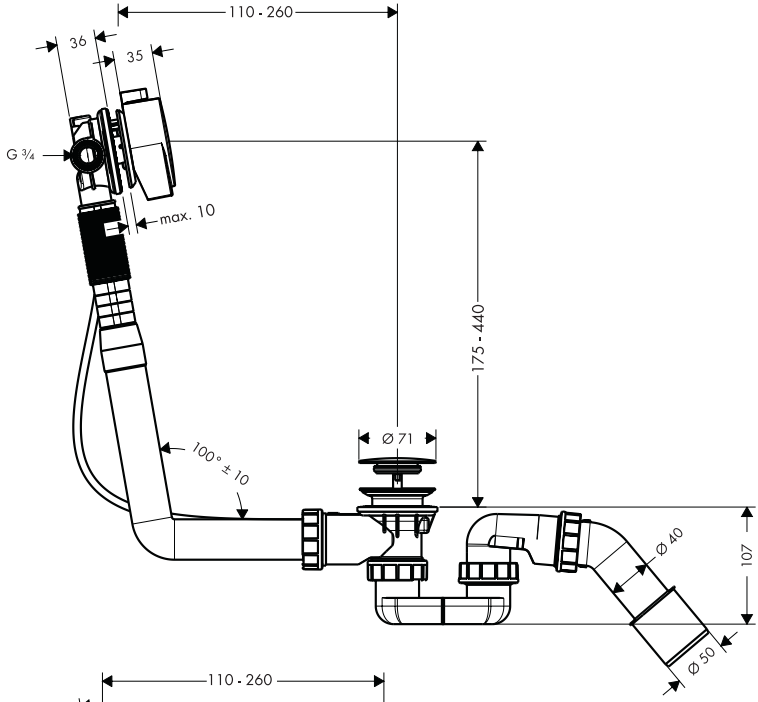

58115180

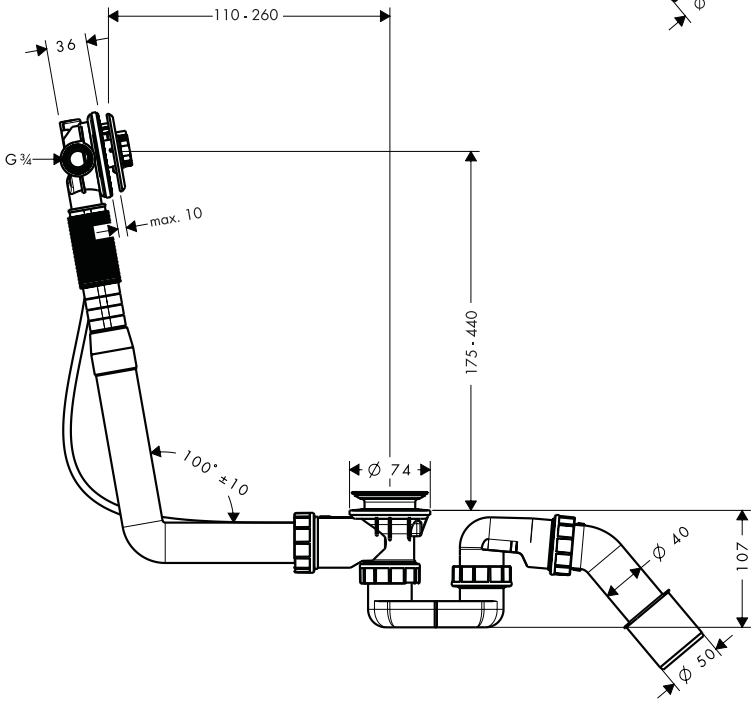

58116180

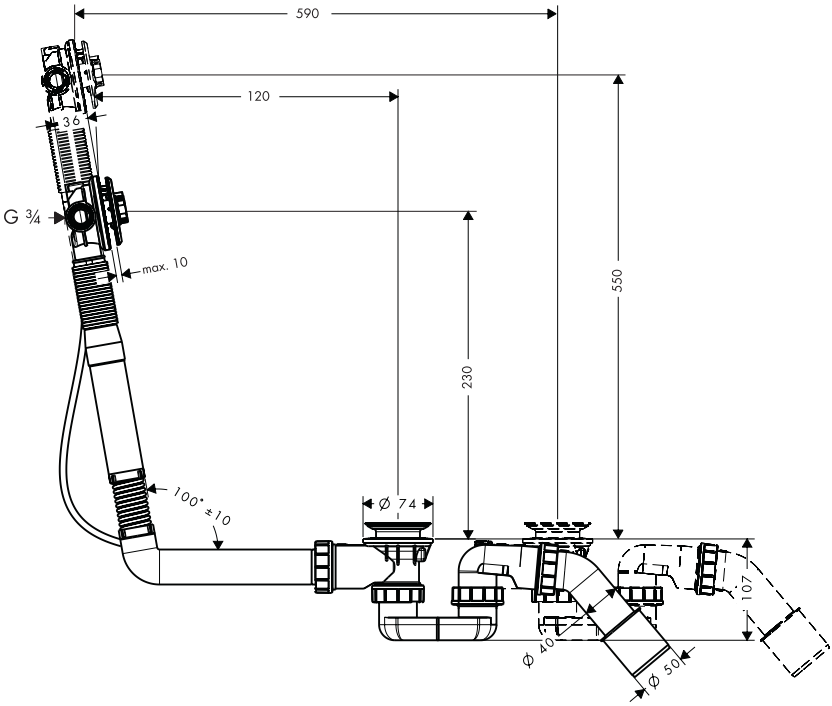
590
120
36
G ¾
max. 10
550
230
100° ±10
Ø 74
107
Ø 40
Ø 50

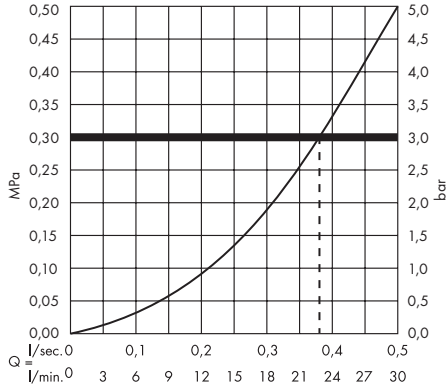
MPa
0,50
0,45
0,40
0,35
0,30
0,25
0,20
0,15
0,10
0,05
0,00
bar
5,0
4,5
4,0
3,5
3,0
2,5
2,0
1,5
1,0
0,5
0,0
Q =
l/sec. 0 0,1 0,2 0,3 0,4 0,5
l/min. 0 3 6 9 12 15 18 21 24 27 30

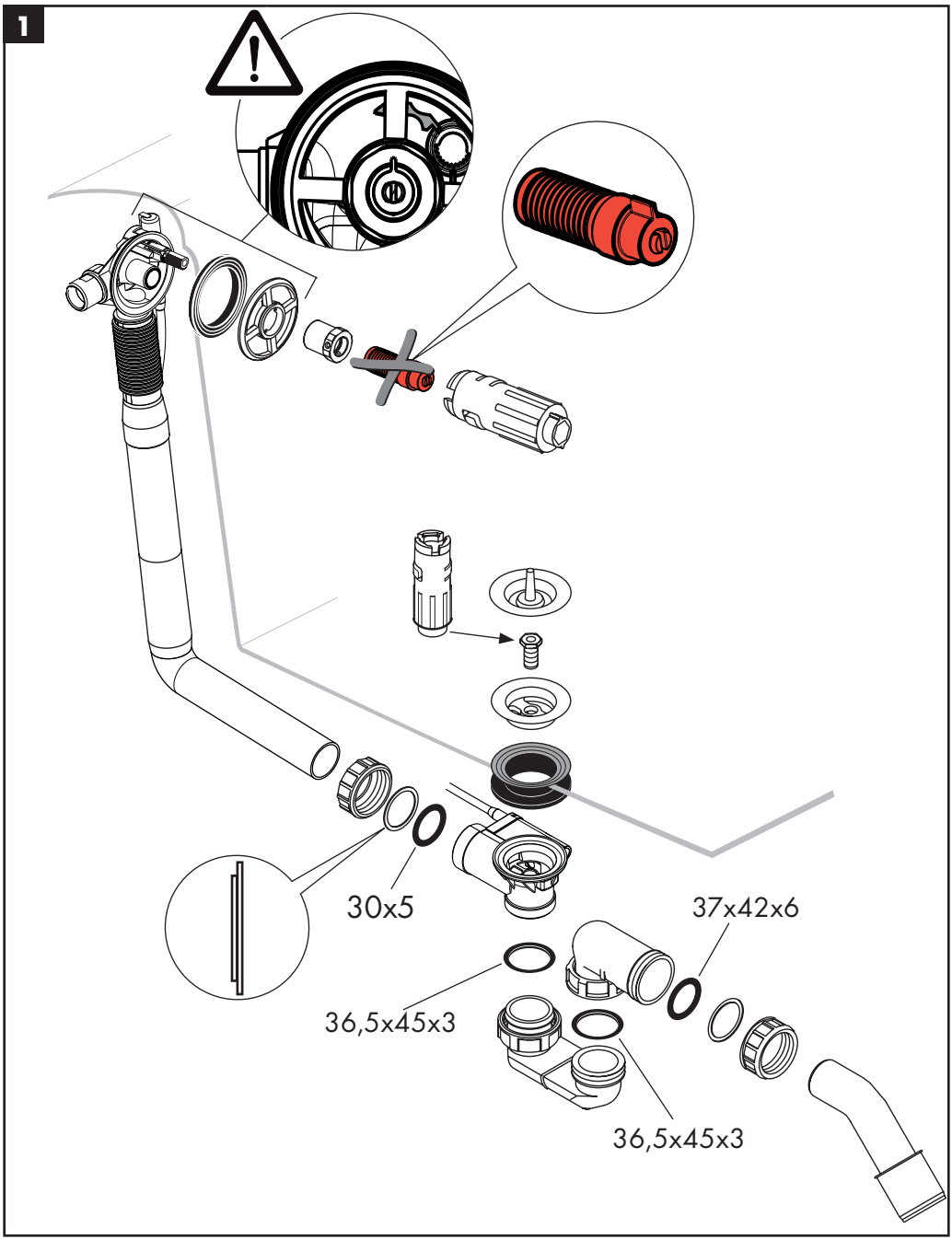
1
30x5
37x42x6
36,5x45x3
36,5x45x3

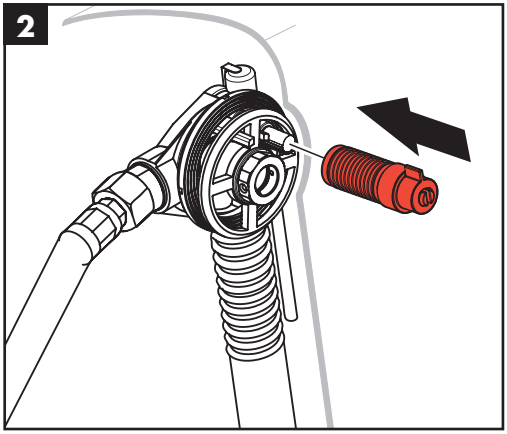
2

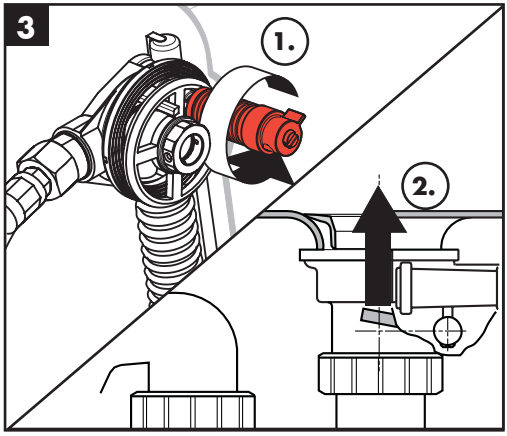
3
1.
2.

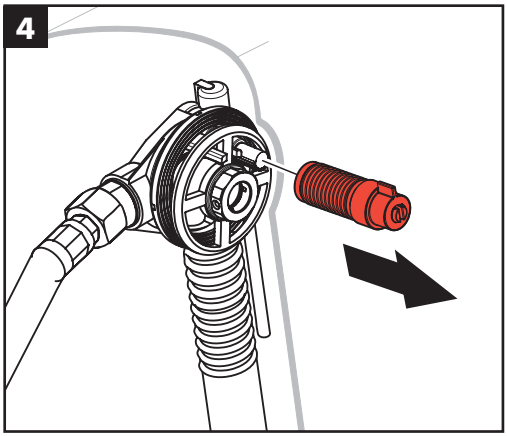
4

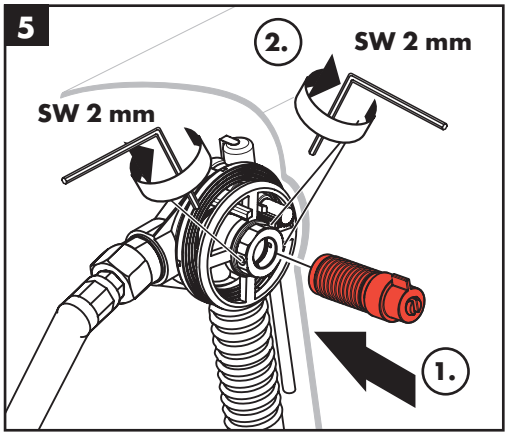
5
2.
SW 2 mm
SW 2 mm
1.

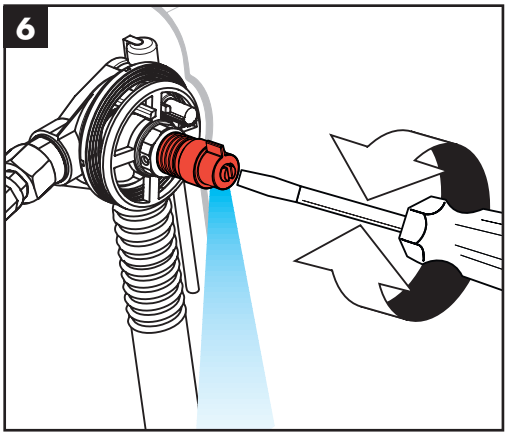
6

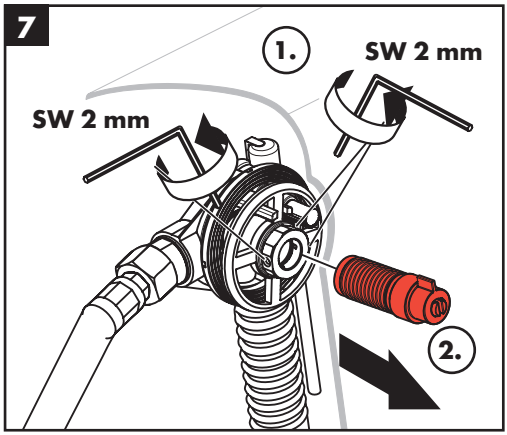
7
1.
SW 2 mm
SW 2 mm
2.

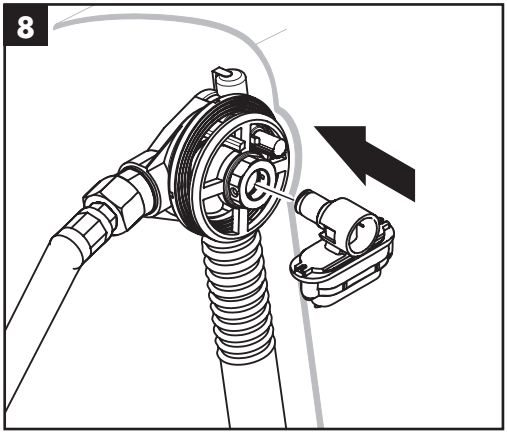
8

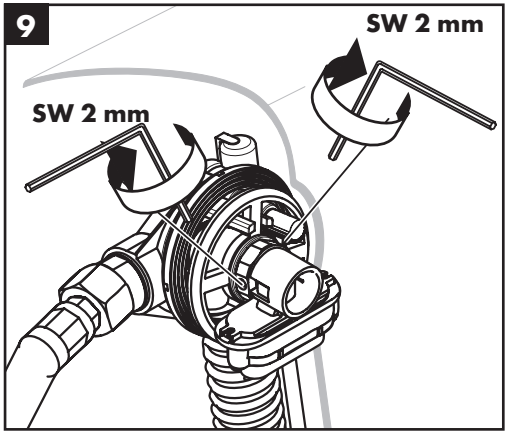
9
SW 2 mm
SW 2 mm

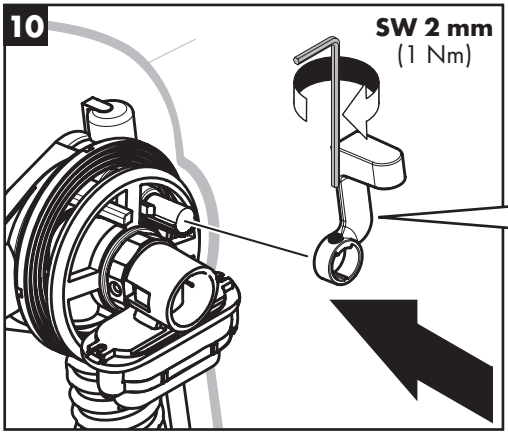
10
SW 2 mm
(1 Nm)

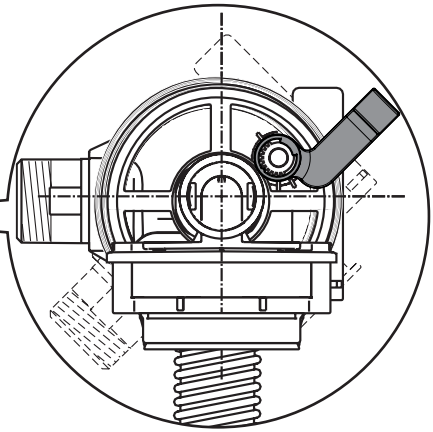

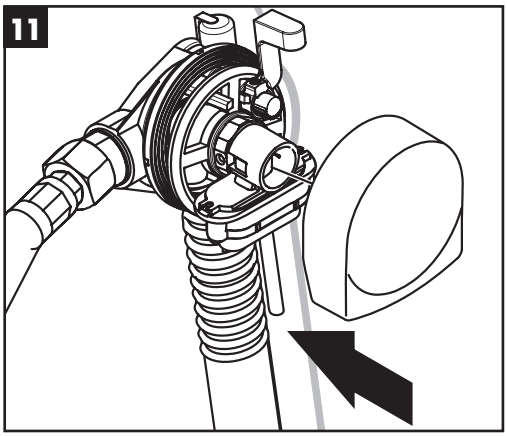
11

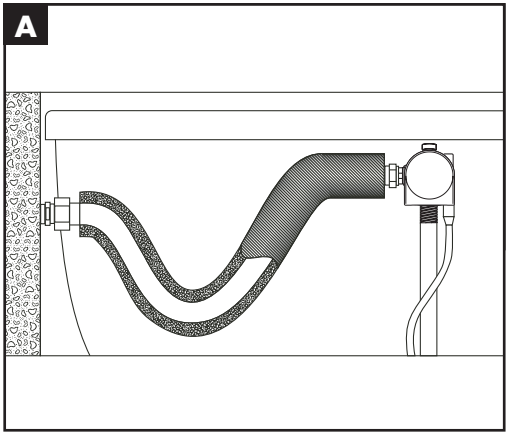
A

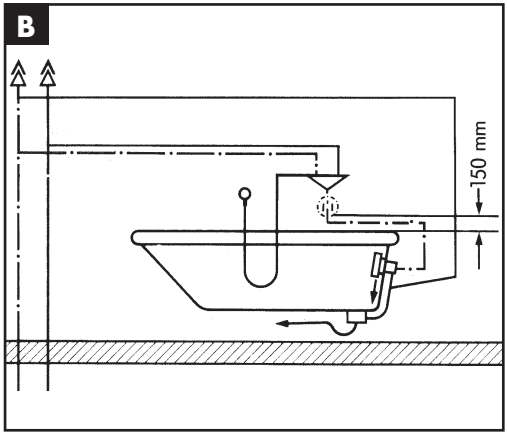
B
150 mm

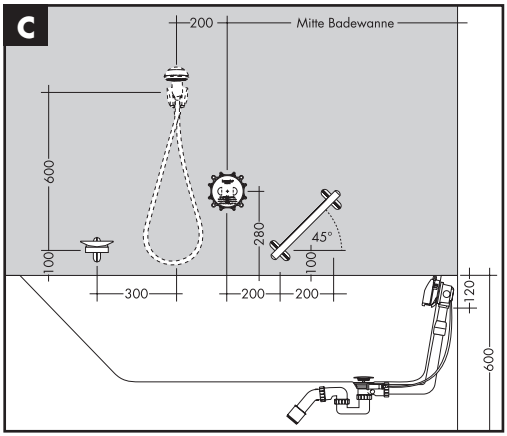
C
200
Mitte Badewanne
600
100
300
200
200
280
45°
100
120
600

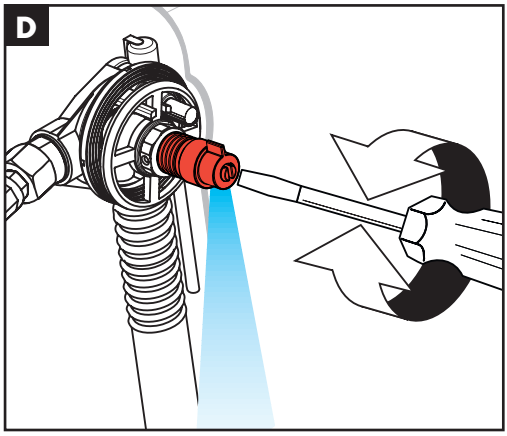
D

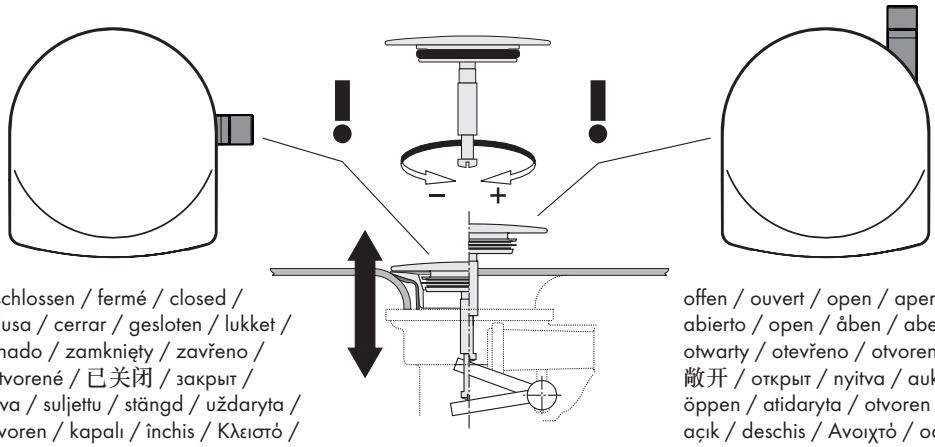

geschlossen / fermé / closed / chiusa / cerrar / gesloten / lukket / fechado / zamknięty / zavřeno / zatvorené / 已关闭 / закрыт / zárva / suljettu / stängd / uždaryta / zatvoren / kapalı / închis / Κλειστό / zaprto / suletud / noslēgts / zatvoren / lukket / затворен / mbyllur / مغلق

offen / ouvert / open / aperta / abierto / open / åben / aberto / otwarty / otevřeno / otvorené / 敞开 / открыт / nyitva / auki / öppen / atidaryta / otvoren / açık / deschis / Ανοιχτό / odprto / avatud / atvērts / otvoren / åpen / отворен / hapur / مفتوح

	P-IX	DVGW	SVGW	KIWA	WRAS	NF
58113000	P-IX 19141/I	DVGW BN0685	X	X	X	X
58115180	P-IX 19141/I	DVGW BN0685	X	X	X	X
58116180	P-IX 19141/I	DVGW BN0685	X	X	X	X

hansgrohe
DIN 4109
P-IX 19141/I
LGA
Landesgewerbeanstalt Bayern

kiwa
gecertificeerd
WATERLEIDING-
TECHNISCH VEILIG

hansgrohe
DIN EN 274

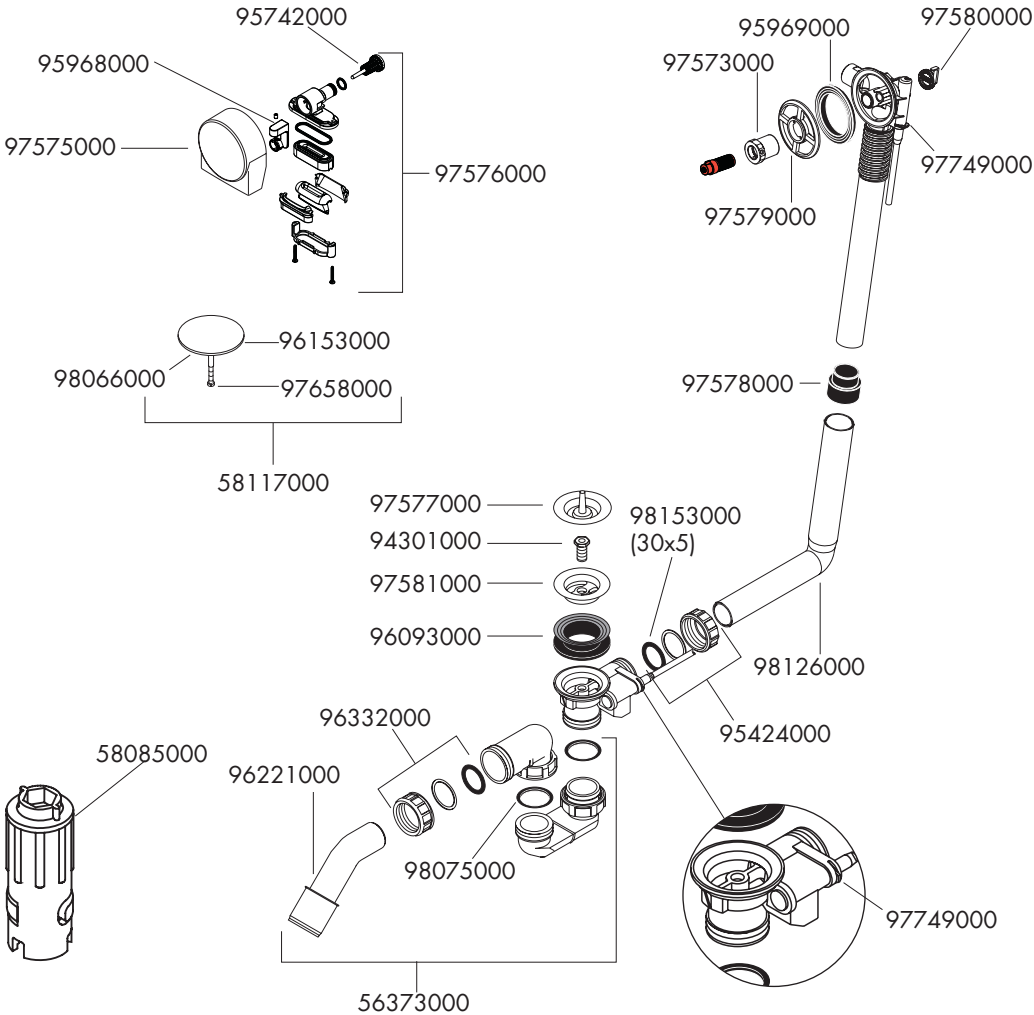
95742000
95968000
97575000
97576000
96153000
98066000
97658000
58117000
95969000
97580000
97573000
97749000
97579000
97578000
97577000
94301000
97581000
96093000
98153000
(30x5)
98126000
95424000
96332000
58085000
96221000
98075000
97749000
56373000

58192000

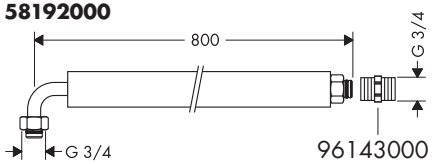
800
G 3/4
G 3/4
96143000

DE Reinigungsempfehlung / Garantie / Kontakt

FR Recommandation pour le nettoyage / Garanties / Contact

EN Cleaning recommendation / Warranty / Contact

IT Raccomandazione di pulizia / Garanzia / Contatto

ES Recomendaciones para la limpieza / Garantía / Contacto

NL Aanbevelingen inzake reiniging / Garantie / Contact

DK Rensning, anbefaling / Garanti / Kontakt

PT Recomendações de limpeza / Garantia / Contacto

PL Zalecenie dotyczące pielęgnacji / Gwarancja / Kontakt

CS Doporučení k čistění / Záruka / Kontakt

SK Odporúčania pre čistenie / Záruka / Kontakt

ZH 清洁指南 / 担保 / 接触

RU Рекомендации по очистке / Гарантия / Контакты

HU Tisztítási tanácsok / Garancia / érintkezés

FI Puhdistussuositus / Takuu / Kosketus

SV Rengöringsrekommendationer / Garanti / Contacto

LT Valymo rekomendacijos / Garantija / Kontaktai

HR Preporuke za čišćenje / Garancija / Kontakt

TR Temizleme önerisi / Garanti / Temas

RO Recomandări pentru curățare / Garanție / Contact

EL Σύσταση καθαρισμού / Εγγύηση / επαφή

SL Priporočilo za čiščenje / Garancija / Kontakt

ET Puhastussoovitused / Garantii / Kontakt

LV Tīrīšanas ieteikumi / Garantija / Kontakti

SR Preporuke za čišćenje / Garancija / Kontakt

NO Anbefaling for rengjøring / Garanti / Kontakt

BG Препоръка за почистване / Гаранция / Контакт

SQ Këshilla rreth pastrimit / Garancia / Kontakt

KO 세정시 권장사항 / 품질보증 / 접촉

AR توصيات التنظيف / الضمان (الولايات المتحدة الأمريكية) / اتصال

www.hansgrohe.com/
cleaning-recommendation

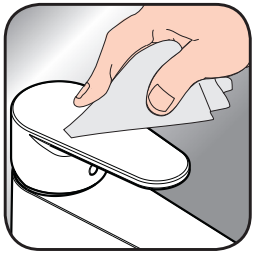

www.hansgrohe.com/
cleaning-recommendation

www.hansgrohe.com/
cleaning-recommendation

www.hansgrohe.com/
cleaning-recommendation

Exafill + iBox universal

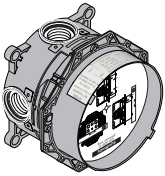

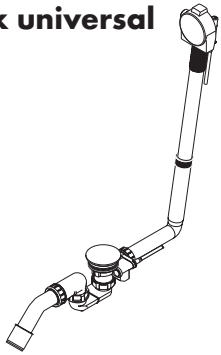

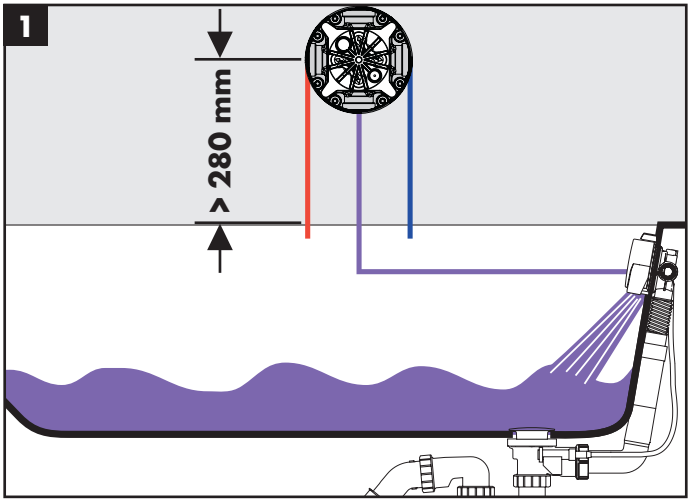



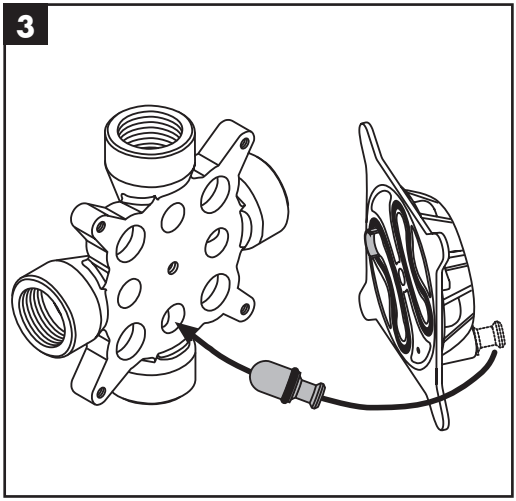

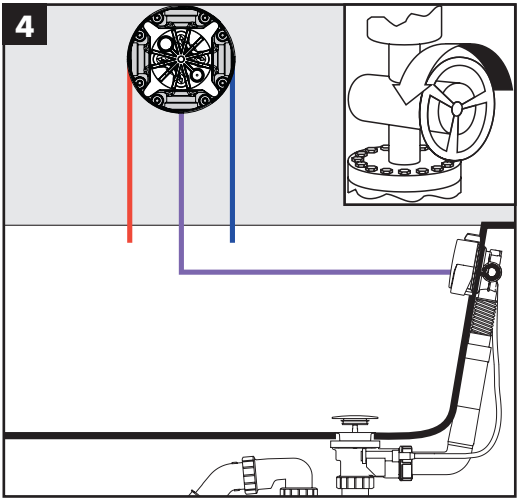

hansgrohe

Hansgrohe · Auestraße 5 - 9 · D-77761 Schiltach · Telefon +49 (0) 78 36/51-1282 · Telefax +49 (0) 7836/511440
E-Mail: info@hansgrohe.com · Internet: www.hansgrohe.com

04/2018
9.09699.06